

# Gebrauchsanweisung

Instruction sheet



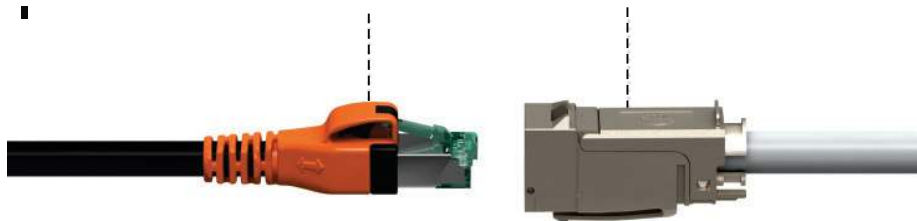
# EasyLan®

...for a better connectivity

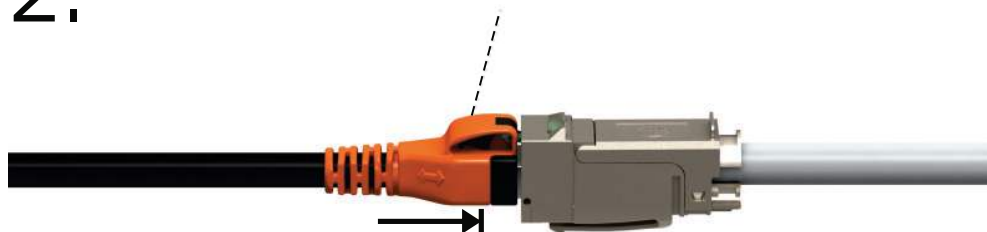
## DualBoot® PushPull Patchkabel RJ45/RJ45

## DualBoot® PushPull patch cable RJ45/RJ45

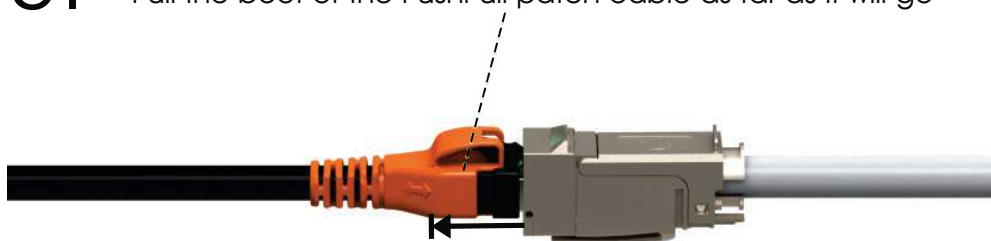
1. PushPull (verriegelt)  
PushPull (locked) RJ45 - Modul (z.B. preLink®, fixLink®)  
RJ45 - Module (preLink®, fixLink®)



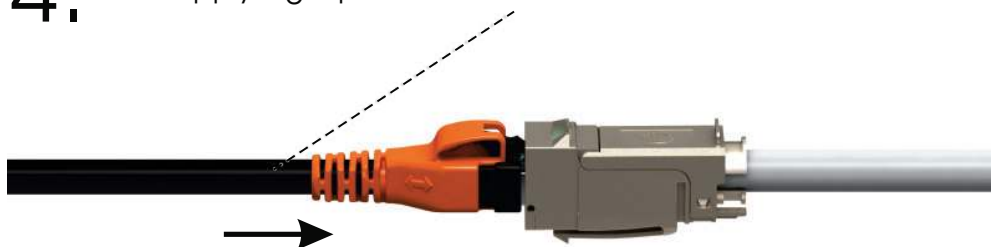
2. PushPull bis „klick“ in das RJ45 - Modul schieben  
Push the PushPull into the RJ45 - Module until it clicks



3. Tülle des PushPull - Patchkabels bis Anschlag zurückziehen  
Pull the boot of the PushPull patch cable as far as it will go



4. leichter Druck auf das Kabel in Steckerrichtung  
Apply slight pressure on the cable towards the connector



5. Zug auf das Kabel → Entriegelung  
Pull on the cable → unlocked

